



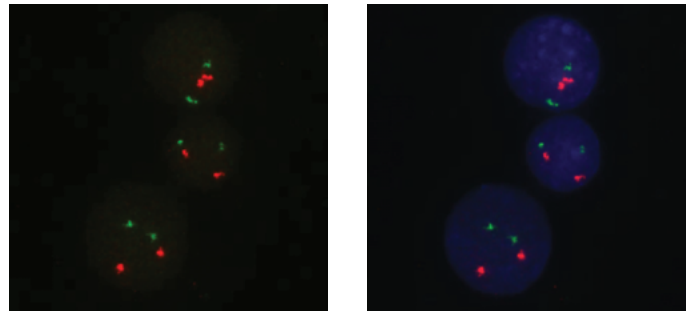
# SureFISH FAST HYBRIDIZATION WITH PML-RARA

## 2.5-hour sample to results workflow for hematology specimens

Combining Agilent's repeat-free oligo SureFISH probes with IQFISH fast hybridization workflow, high quality hybridization results can be achieved in less than 3 hours!

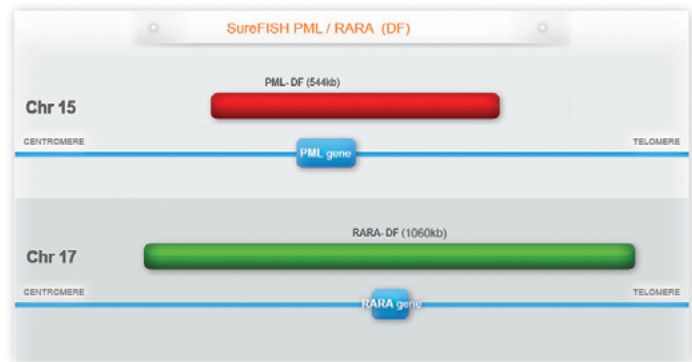
### PML-RARA Fast Hyb

To the right are SureFISH PML/RARA probes hybridized for 1.5 hours, giving strong signal and low background.



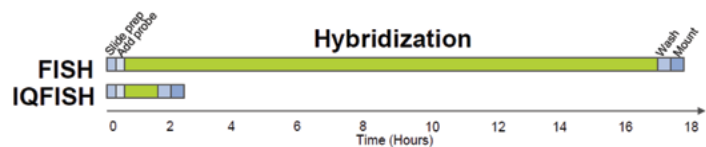
### Agilent PML-RARA probe map

Agilent PML-RARA probes follow standard dual-fusion designs. The length of each child probe is optimized to give bright, balanced signal with low background.



### 2.5-hour fast hybridization IQFISH workflow

Using Agilent's IQFISH fast hybridization buffer, users can achieve optimal hybridization in 90 minutes, enabling a 2.5-hour sample to result workflow. This buffer is not formamide based and offers faster kinetics and less toxicity.





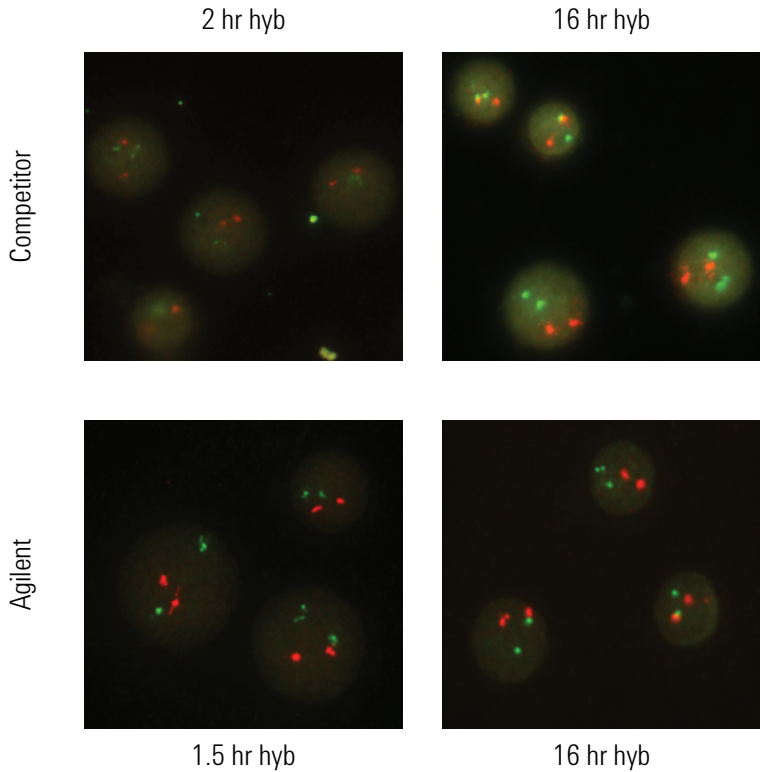
# FAST HYBRIDIZATION WITH PML-RARA

## Competitor PML-RARA with Formamide

With current FISH technologies, testing requires trade-off between speed and signal quality. An overnight hybridization is typically needed to confirm results reported out with short hybridization, due to weak signals.

## Agilent PML-RARA with IQ buffer

With Agilent SureFISH and IQFISH technologies, a trade-off between speed and quality is no longer needed with only 2.5 hours from sample to high quality results.



### SureFISH PML-RARA IQ

Part Number	Product Description	Volume
G101053R-8	SureFISH PML DF RD	5 tests (10x concentrate)
G101052G-8	SureFISH RARA DF GR	5 tests (10x concentrate)
G9415A	IQFISH fast hybridization buffer	20 tests

Get the IQFISH cytology protocol:  
[www.agilent.com/genomics/surefish](http://www.agilent.com/genomics/surefish)

Check Agilent's catalog for a complete menu of hematology probes!



### LEARN MORE OR BUY ONLINE:

[www.agilent.com/genomics/surefish](http://www.agilent.com/genomics/surefish)

Information, descriptions, and specifications in this publication are subject to change without notice. Agilent Technologies shall not be liable for errors contained herein or for incidental or consequential damages in connection with the furnishing, performance, or use of this material.

For Research Use Only. Not for use in diagnostic procedures.

© Agilent Technologies, Inc. 2014  
Printed in USA, May 15, 2014  
5991-4692EN

