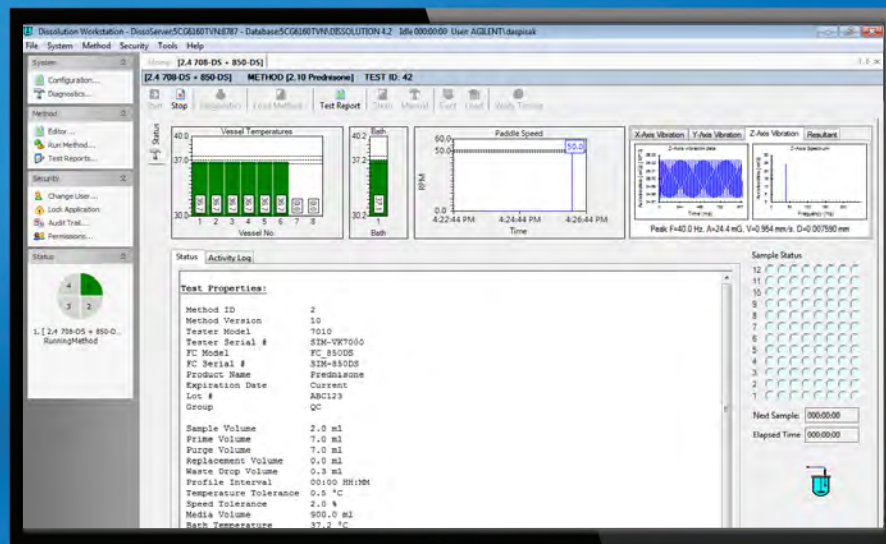


# Take Control of Your Workflow

Agilent Dissolution Workstation Software





# You Have Questions...We Can Help You Find Answers

*"How much time could we save—and how many transcription errors could we avoid—if we didn't have to record details for every dissolution experiment?"*

*"Can we be sure that our dissolution system user access is appropriate and traceable?"*

*"If audited, can we prove that the proper method parameters were used for each test?"*

*"Are we certain that our data handling practices are compliant?"*

**Imagine what you could do—and how easily you could do it—if you had complete, integrated control of multiple dissolution systems from a single computer.**

Agilent Dissolution Workstation Software gives you answers (and peace of mind) by enabling you to manage your dissolution workflow simply, securely, and cost-effectively. It consolidates powerful operational and management functions for multiple dissolution instruments into a single, efficient administrative interface. So you can control your dissolution testing, monitoring, and qualification from one fully traceable application.





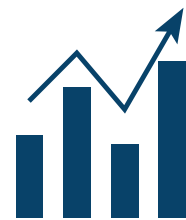
## Centralize Dissolution Control

Agilent Dissolution Workstation Software consolidates powerful operational and management functions for multiple dissolution instruments into a single, efficient administrative interface—giving you complete control and visibility of your dissolution testing in one convenient location.




### Get organized

Combine system, method, and test information into one database for easy maintenance and data review.



### Increase efficiency

Eliminate manual documentation of each step in the dissolution testing process. Improve data management and reduce errors.



### **Be compliant**

Meet electronic record and signature requirements for 21 CFR Part 11 with built-in features.



### **Rest assured**

Maintain security with simplified data export and laboratory information management system (LIMS) integration.



### **Work remotely**

Select the appropriate method and system—and begin your dissolution test—from any networked PC.

# Get Organized



Combine system, method, and test information into one database for simplified maintenance and data review.

The screenshot displays the Dissolution Workstation software interface. The main window shows a dashboard with several monitoring charts and a detailed test properties section.

**Monitoring Charts:**

- Vessel Temperatures:** A bar chart showing temperatures for 8 vessels, all around 37.0°C.
- Bath:** A bar chart showing a bath temperature of 37.2°C.
- Paddle Speed:** A line graph showing a constant paddle speed of 50.0 RPM.
- Vibrations:** Two sub-charts showing X-Axis and Z-Axis vibration data, with a resultant peak of 40.0 Hz, 24.4 mG, and 0.954 mm/s.

**Test Properties:**

```

Test Properties:
Method ID           2
Method Version      10
Tester Model        7010
Tester Serial #     SIM-VK7000
FC Model            FC 850DS
FC Serial #         SIM-850DS
Product Name        Prednisone
Expiration Date     Current
Lot #               ABC123
Group               QC

Sample Volume       2.0 ml
Prime Volume        7.0 ml
Purge Volume        7.0 ml
Replacement Volume  0.0 ml
Waste Drop Volume   0.3 ml
Profile Interval    00:00 HH:MM
Temperature Tolerance 0.5 °C
Speed Tolerance     2.0 %
Media Volume        900.0 ml
Bath Temperature    37.2 °C
Vessel Temperature  37.0 °C
Spindle RPM         50.0 RPM
Final Spin RPM      250.0 RPM
Final Spin Duration 00:00 MM:SS
Initial Temperature True
Final Temperature   True
Apparatus           Paddle
Dual Sample         False
Cleaning            True

Programmed Timepoints:
1    000:05:00
    
```

**Sample Status:** A grid of 12 sample wells, with the first well (1) highlighted in green, indicating it is the current sample.

**Next Sample:** 000:00:00  
**Elapsed Time:** 000:00:00

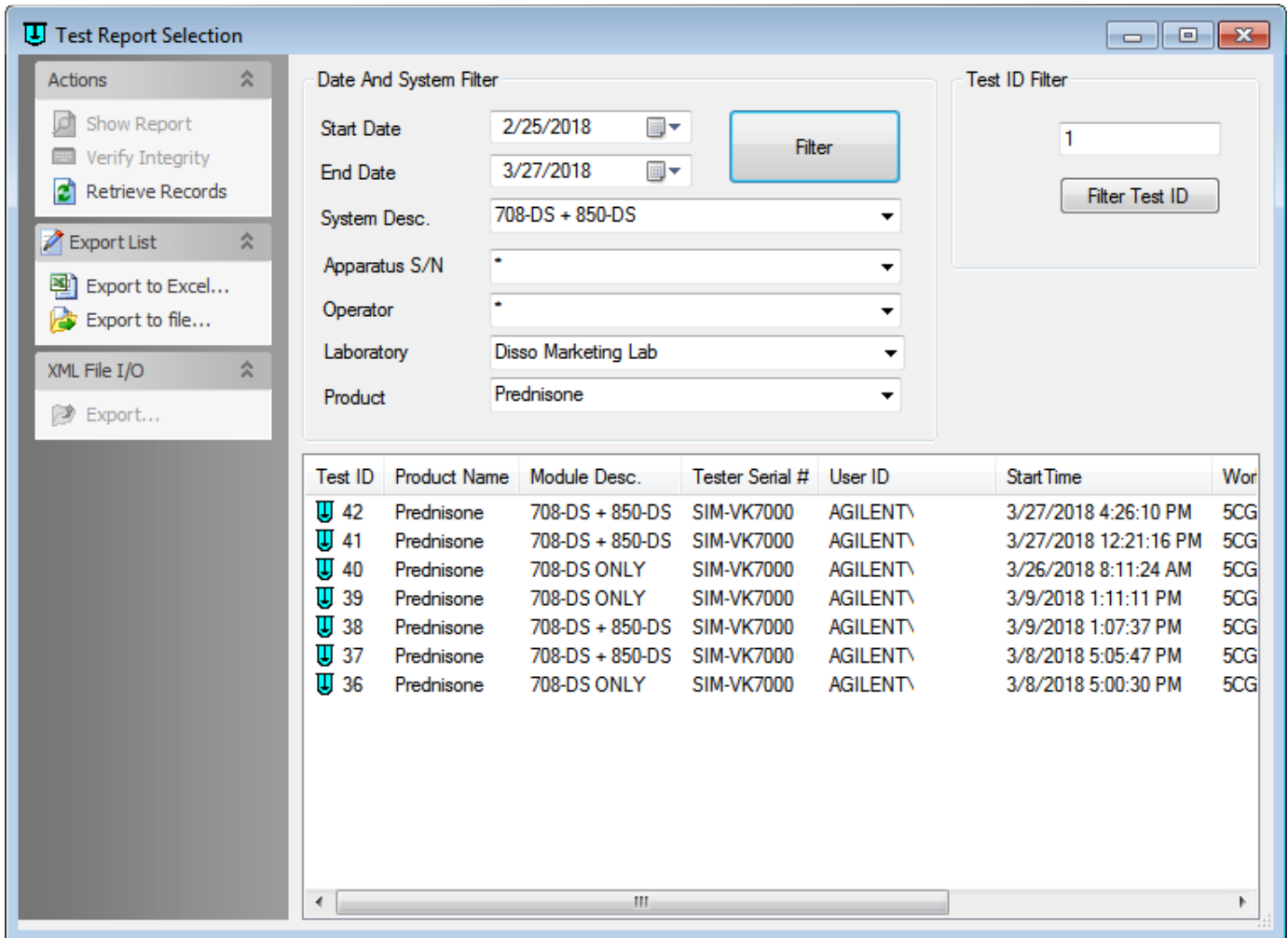
**Status:** 000:00:00 - Measuring initial temperatures

## Manage files

- Create separate files for systems and methods containing relevant test information.
- Trace file changes using our built-in audit trail feature—and generate custom reports highlighting the differences between versions.
- Easily recall previous test reports by date range and system ID.

## Set method parameters

- Accommodate dissolution methods that require media change, media replacement, vessel or bath temperature starts, prefill, system clean, or infinity spin.
- Receive real-time notifications to keep you informed of system status wherever you are.



### Access and export data

- Maintain a complete history of all tests.
- Export data using standard formats or your laboratory's LIMS.
- With proper privileges, use any PC on your network to access database files for review or investigation.

### Secure storage

Securely store all instrument and test parameter information in a centralized database with full traceability.

### Find the data you need

Search test report history using your choice of extensive filtering criteria.

# Increase Efficiency



With Agilent Dissolution Workstation Software, you can easily build, edit, search, retrieve, and archive dissolution methods and test reports—all from a single interface. The software is simple to set up and operate, and it can be customized to meet your needs.

## Create your network environment

- Configure based on the number of dissolution systems you have and the network capabilities you want.
- Client-server architecture lets you create a central database locally or on a network.

## Assign user privileges

- Limit access and assign privileges through user groups based on integrated Microsoft Windows security.
- Prevent systems, method settings, and data from being manipulated or compromised.

## Configure dissolution instruments

- Enter hardware and accessory information, including serial numbers, for up to four systems connected to each PC.
- Changes to this initial file appear in the system audit trail.

## Define method parameters

- Specify the required parameters of each dissolution method using the intuitive Method Editor.
- Enable features such as prefill, autoclean, media change, pretest level, operational checks, and vibration monitoring.

## Execute dissolution tests

- Simply select the appropriate system and method, and let the software take control.
- View and monitor individual activities in real time.
- The system will notify you of time points, errors, system status, or other critical events.

## Review, sign, and export test data

- View, verify, and electronically sign final test reports using the built-in SAP Crystal Reports engine.
- Export and store instrument data to suit your environment.

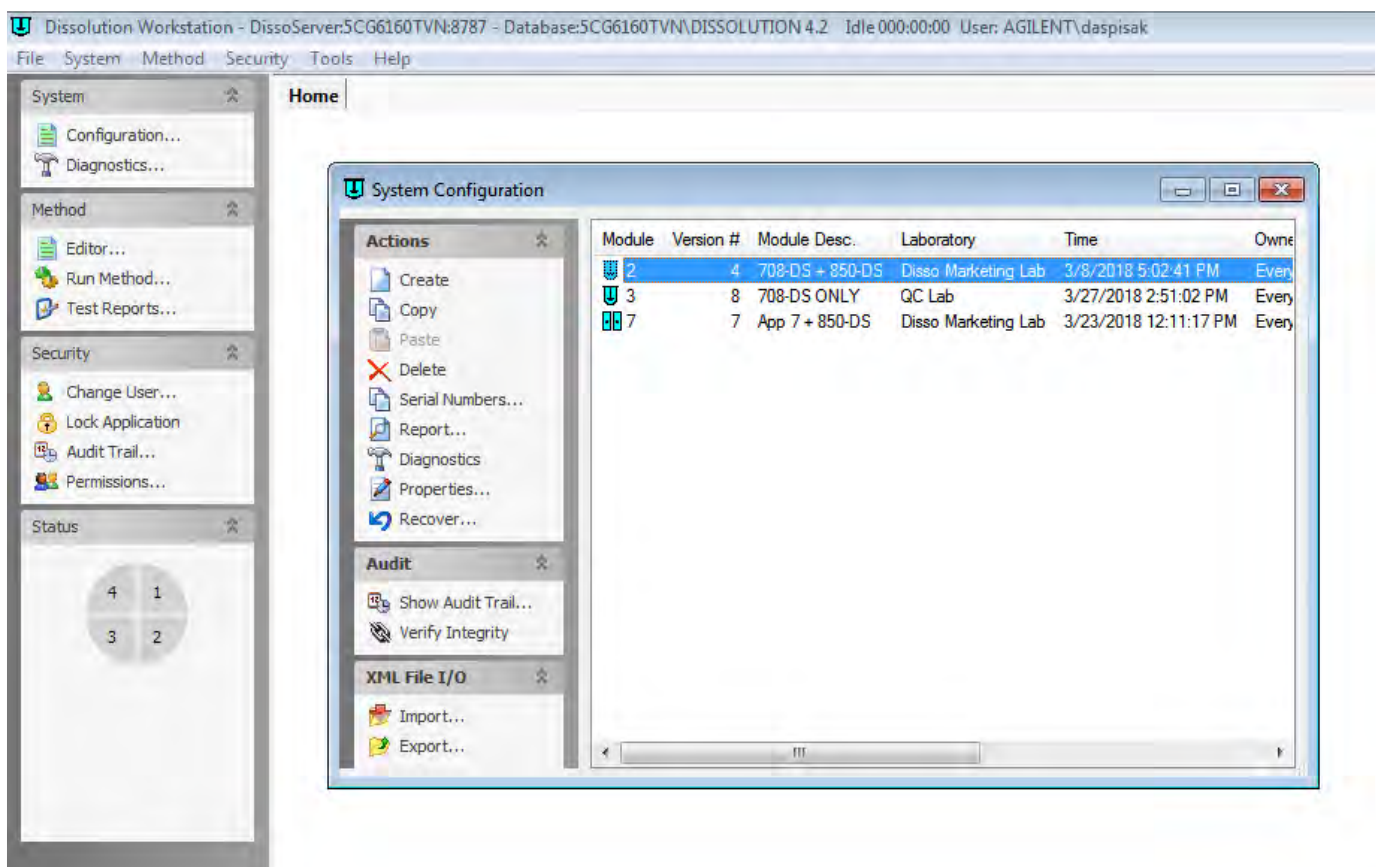


# Be Compliant



21 CFR Part 11 places a heavy emphasis on data documentation.

Agilent Dissolution Workstation Software can help you meet the electronic records and signature requirements for 21 CFR Part 11 compliance. Its built-in features reduce the number of procedural controls your lab needs for complete data integrity—including electronic records security, work attribution, and electronic signatures.



- Access separate files, stored centrally, by any workstation.
- Prevent unauthorized access by automatically locking application at any time, or after a predefined interval.
- Properly control files and data with unique levels of user access and abilities.
- View complete details of all change activity for each system or method file.
- Apply the control and traceability of changes to all system or method files.

# Rest Assured



Now you can maximize data security with features that streamline data export and LIMS integration.


Agilent Dissolution Workstation Software allows multiple workstations to be served by a single database. Its client-server architecture maintains a single set of method files, which can be executed on any system within your laboratory.

In addition, the architecture facilitates remote access to test reports and system status from any network-connected PC within your organization.

Test ID	Product Name	Module Desc.	Tester Serial #	User ID	S
42	Prednisone	708-DS + 850-DS	SIM-VK7000	AGILENT\	3
41	Prednisone	708-DS + 850-DS	SIM-VK7000	AGILENT\	3
40	Prednisone	708-DS ONLY	SIM-VK7000	AGILENT\	3

- Verify integrity: Data verification ensures that the report has not been modified outside of the application.
- Easily export test reports in various file formats.

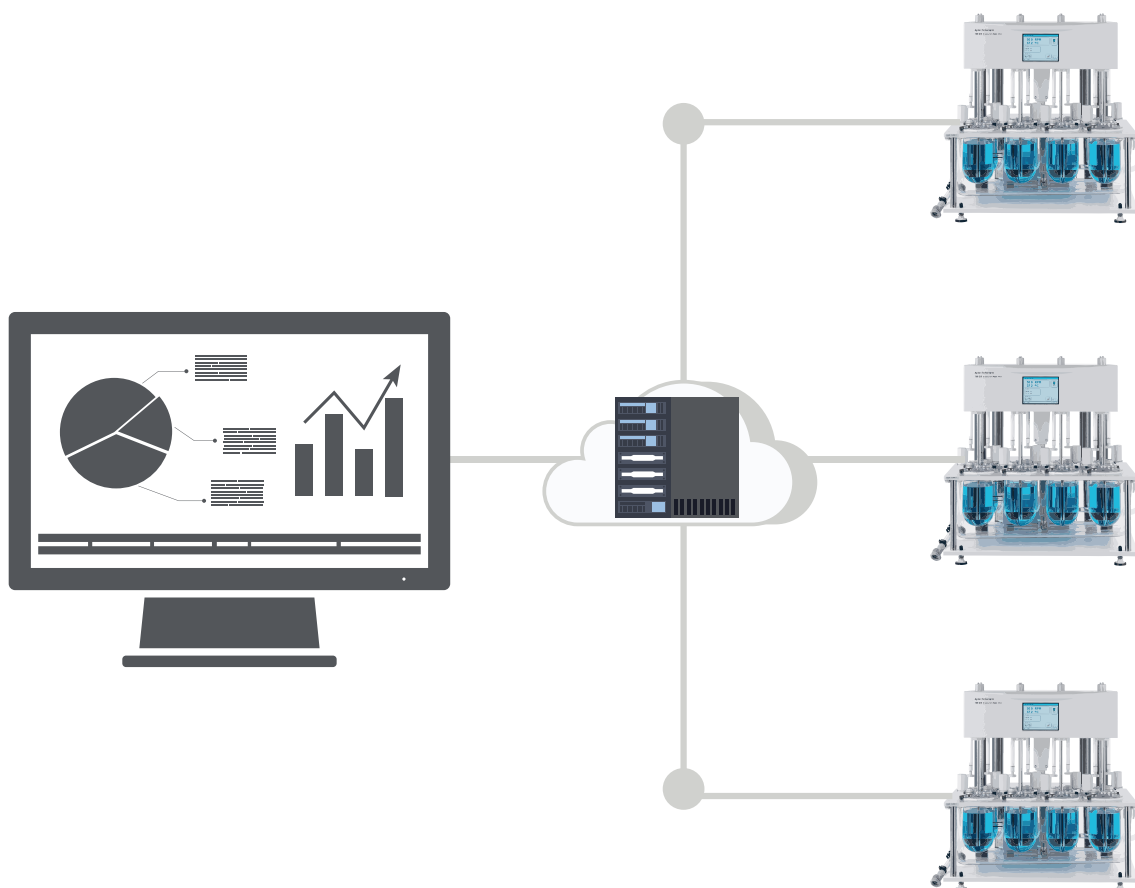
# Work Remotely



By creating a PC-free dissolution laboratory, you save valuable bench space and eliminate the risk of PC damage. With Agilent Dissolution Workstation Software, you can configure an environment that fits the needs of your lab. Its client-server architecture allows you to create a central database, either locally or on a network.

In addition, the remote-control capabilities of Dissolution Workstation Software and the Agilent 708-DS Dissolution Apparatus let you begin tests and view system status from any networked workstation. To begin dissolution tests remotely, follow these simple steps:

1. Select the system and dissolution method from any PC using Dissolution Workstation Software.
2. Enter relevant parameters and press START. (The command is sent from the PC to the 708-DS. The START button displays on the 708-DS.)
3. Inspect the dissolution environment and confirm that the dissolution apparatus is ready for testing (media, dosage forms, etc.).
4. To begin the test, press START on the 708-DS.



Learn more:

[www.agilent.com/chem/dissolutionsoftware](http://www.agilent.com/chem/dissolutionsoftware)

Buy online:

[www.agilent.com/chem/store](http://www.agilent.com/chem/store)

Contact us:

[www.agilent.com/chem/contactus](http://www.agilent.com/chem/contactus)

U.S. and Canada

**1-800-227-9770**

[agilent\\_inquiries@agilent.com](mailto:agilent_inquiries@agilent.com)

Europe

[info\\_agilent@agilent.com](mailto:info_agilent@agilent.com)

India

[india-lsca\\_marketing@agilent.com](mailto:india-lsca_marketing@agilent.com)

Asia Pacific

[inquiry\\_lsca@agilent.com](mailto:inquiry_lsca@agilent.com)

Dissolution hotline

[dissolution.hotline@agilent.com](mailto:dissolution.hotline@agilent.com)

This information is subject to change without notice.

© Agilent Technologies, Inc. 2018  
Published in the USA, Month XX, 2018  
5991-6125EN

