

More Insights **In Sight**

Comprehensive Genomic Profiling with
SureSelect Cancer CGP Assay



SureSelect Cancer CGP Assay

Unlock the full potential of comprehensive genomic profiling (CGP) to advance precision oncology with the Agilent SureSelect Cancer CGP Assay, a targeted, pan-cancer panel based on next-generation sequencing (NGS) technology. With gene content curated globally in consultation with leading cancer researchers, and drawing from established clinical guidelines, ongoing clinical trials and somatic cancer databases, you'll have access to the most clinically relevant and up-to-date biomarker content.

The SureSelect Cancer CGP assay gives you the ability to sequence DNA and RNA in parallel and detect key classes of somatic alterations, including single nucleotide variants (SNVs), copy number variants (CNVs), insertions/deletions (indels), translocations (TLs); immuno-oncology biomarkers Tumor Mutational Burden (TMB) and Microsatellite Instability (MSI); and RNA gene fusions. Have confidence in high-performance results optimized with error-correcting molecular barcodes, convenient enzymatic fragmentation and minimum sample input. The workflow solution is configurable to meet the needs of your lab with options to incorporate sample QC, automation, and data analysis solutions.

Comprehensive pan-cancer panel

679 genes for DNA assay

80 genes for RNA assay

Gain insight into cancer types



Lung



Breast



Prostate



Colorectal



Gastric & Esophageal



Bladder



Kidney



Melanoma



Pancreatic

Detect key classes of mutations

Somatic variants



SNVs



TLs



Indels



CNVs

Immuno-oncology biomarkers

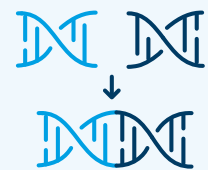


TMB



MSI

RNA gene fusions



Gene fusions



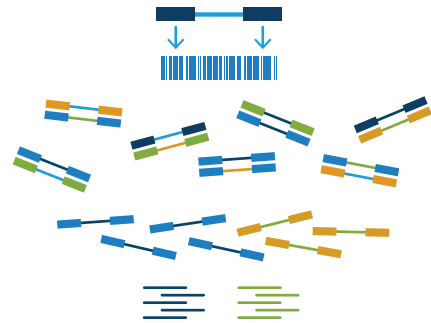
Market-leading target enrichment chemistry

The SureSelect Cancer CGP Assay is powered by industry-leading library prep and target enrichment chemistry (SureSelect XT HS2), which delivers optimal target coverage and high-complexity libraries for detection of low-frequency variant alleles and robust coverage of difficult to sequence, GC-rich genes, such as CEBPA.



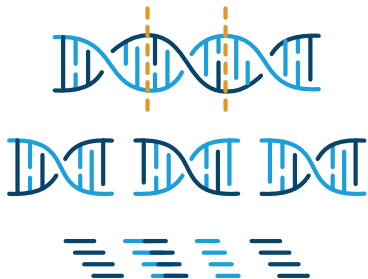
Fast hybridization

Only 90 minutes for target capture, enabling a faster workflow resulting in sequencing-ready libraries in nine hours.



Error correcting molecular barcodes

Unique molecular identifiers (UMIs) detect low-frequency variant alleles with sensitivity and accuracy and unique dual index (UDIs) correct for index hopping.



Enzymatic fragmentation

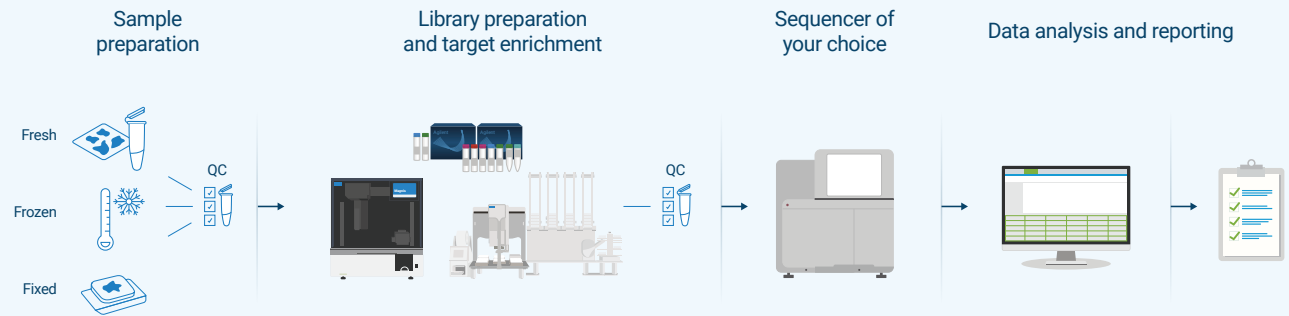
Optional enzymatic fragmentation eliminates the need for physical shearing equipment for optimal convenience, and may improve library complexity and read coverage.



Low sample input

Start with as little as 10 ng (recommended 50 ng) to as much as 200 ng nucleic acid from formalin-fixed, paraffin-embedded (FFPE) or fresh-frozen tissues, enabling more samples to be profiled.

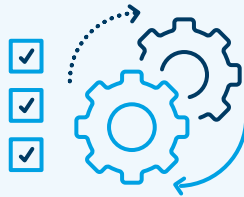
A flexible NGS workflow solution



Achieve high-complexity NGS libraries with a flexible and efficient workflow. Opt for automated library preparation and target enrichment to go from nucleic acid sample QC to sequencing results in less than four days. Match your sample throughput to a range of compatible sequencers including the Illumina NextSeq, HiSeq and NovaSeq. Assess clinically relevant variants with the data analysis and annotation solution best suited to your lab.



3.5 days to sequencing results



Automation options



Data analysis options


Sample & library QC




High-quality results depend on high-quality sample input. **Agilent TapeStation systems** are automated electrophoresis solutions for quality control of a wide range of DNA and RNA samples. Proven ScreenTape technology guarantees superior ease-of-use, and lets you analyze size, quantity, and integrity of your sample.

Automation for library prep and target enrichment

Prepare high-quality, sequencing-ready libraries with more consistency and lab efficiency using automation solutions for library preparation and target enrichment. Choose between two automation platforms from Agilent, both of which support enzymatic fragmentation of DNA, reverse transcription for RNA, and bead cleanup. These automation platforms offer a reagent rental program for SureSelect reagents to offset capital equipment expense.



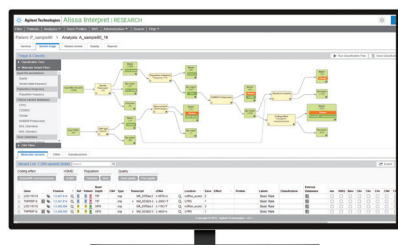
The Magnis NGS Prep system is an easy-to-use, fully automated benchtop platform that requires minimal staff and NGS expertise to run. The pre-aliquoted reagents and pre-set protocols enable set-up with only 15 min hands-on time for walkaway convenience. Onboard quality assurance capabilities include a UV light for decontamination between runs, and automated barcode scanning for correct consumables placement. The Magnis NGS Prep system can prepare up to 8 libraries per run, and up to two runs per day (2 shifts).



The Bravo NGS Workstation is a liquid handling platform for increased throughput, allowing the user to scale and prepare up to 96 libraries simultaneously, while maintaining reproducibility and quality. The open automation platform provides user flexibility in applications to adjust and optimize other assays in development.

Data analysis solutions

Data analysis for the SureSelect Cancer CGP Assay can be achieved using your in-house and third-party* software, and Agilent's Alissa Interpret software for reliable and proficient clinical decision support.



Alissa Interpret is a data interpretation and reporting software that is part of the Alissa Clinical Informatics Platform. The software offers direct access to up-to-date findings, actionable biomarkers, clinical trials and therapies. Alissa Interpret enhances performance and productivity and reduces turnaround time by building and automating variant assessment workflows, allowing you to efficiently triage and curate clinically relevant somatic variants and generate comprehensive and reliable reports.

**Please inquire*

Table 1. Gene content (DNA) in the SureSelect Cancer CGP Assay

SNVs/Indels											CNVs:	Translocations:	
ABL1	BRAF	CRBN	EPHB2	FLI1	HNF1A	KRAS	MYH9	PIAS3	RAB35	SLC34A2	TFRC	AR	ALK: [18, 19]
ABL2	BRCA1	CREBBP	EPHB4	FLT1	HNRNPK	LAMP1	MYOD1	PIAS4	RAC1	SLIT2	TGFBR1	BARD1	BRAF: [8, 9, 10]
ABR	BRCA2	CRKL	ERBB2	FLT3	HOXB13	LATS1	NAB2	PIK3C2B	RAD21	SLX4	TGFBR2	BRCA1	CIC: [18, 19]
ACVR1	BRD4	CRLF2	ERBB3	FLT4	HOXC6	LATS2	NBN	PIK3C2G	RAD50	SMAD2	TIPARP	BRCA2	EGFR: [24, 25, 26]
ACVR1B	BRIP1	CSAD	ERBB4	FOXA1	HRAS	LMO1	NCOA2	PIK3C3	RAD51	SMAD3	TLR4	BRIP1	FGFR1: [3, 4, 5, 6, 7, 8, 9]
ACVR2A	BTG1	CSF1R	ERCC1	FOXA2	HSD3B1	LRP1B	NCOA3	PIK3CA	RAD51B	SMAD4	TMEM127	CCND1	FGFR2: [17]
ADGRA2 (GPR124)	BTG2	CSF3R	ERCC2	FOXL2	HSP90AA1	LTK	NCOR1	PIK3CB	RAD51C	SMARCA4	TMPRSS2	CCND2	FGFR3: [17, 18]
AJUBA	BTK	CSNK1A1	ERCC3	FOXO1	ICOSLG	LYN	NCOR2	PIK3CD	RAD51D	SMARCB1	TNFAIP3	CCNE1	NTRK1: [8, 9, 10, 11]
AKAP9	C11orf30	CTCF	ERCC4	FOXP1	ID3	LZTR1	NEGR1	PIK3CG	RAD52	SMARCD1	TNFRSF14	CD274	RAF1: [7, 8, 9]
AKT1	CALR	CTLA4	ERCC5	FRS2	IDH1	MAF	NF1	PIK3R1	RAD54L	SMARCE1	TOP1	CDK4	RET: [7, 10, 11]
AKT2	CARD11	CTNNA1	ERG	FUBP1	IDH2	MAGEC3	NF2	PIK3R2	RAF1	SMC1A	TOP2A	CDK6	ROS1: [31, 33, 34, 35]
AKT3	CASP8	CTNNB1	ERRFI1	FYN	IDO1	MAGI2	NFE2L2	PIK3R3	RANBP2	SMC3	TP53	CDKN2A	TMPRSS2: [1, 2, 3, 4]
ALK	CASR	CTRC	ESR1	GABRA6	IDO2	MALT1	NFKB2	PIM1	RARA	SMG1	TP53BP1	ERBB2	
ALOX12B	CBFB	CUL3	ESR2	GATA1	IFNGR1	MAML2	NFKBIA	PIM2	RASA1	SMO	TP63	KEAP1	
ALOX15B	CBL	CUL4A	ETS1	GATA2	IFNGR2	MAP2K1	NKX2	PIM3	RB1	SNCAIP	TP73	KRAS	
AMER1	CBLB	CUL4B	ETV1	GATA3	IGF1	MAP2K2	NKX3	PLCG1	RBM10	SOCS1	TRAF2	MDM2	
ANKRD11	CCND1	CUX1	ETV4	GATA4	IGF1R	MAP2K4	NLRC5	PLCG2	RECQL4	SOS1	TRAF3	MET	
ANKRD26	CCND2	CXCR4	ETV5	GATA6	IGF2	MAP3K1	NOTCH1	PLK2	REL	SOX10	TRAF7	MYC	
APC	CCND3	CYLD	ETV6	GEN1	IKBKE	MAP3K13	NOTCH2	PMAIP1	REST	SOX17	TSC1	MYCN	
APLN	CCNE1	CYP17A1	EWSR1	GID4	IKZF1	MAP3K14	NOTCH3	PML	RET	SOX2	TSC2	PALB2	
AR	CD22	DAXX	EZH2	GLI1	IKZF3	MAP3K4	NOTCH4	PMS1	RFWD2	SOX9	TSHR	PIK3CA	
ARAF	CD274	DCUN1D1	EZR	GNA11	IL10	MAP3K7	NPM1	PMS2	RFX5	SPEN	TYR	PTEN	
ARFRP1	CD276	DDR1	FAM175A	GNA13	IL6R	MAPK1	NR3C1	PNRC1	RFXAP	SPINK1	TYRO3	RAD51C	
ARHGAP26	CD38	DDR2	FAM46C	GNAI2	IL6ST	MAPK3	NRAS	POLD1	RHEB	SPOP	U2AF1	RAD51D	
ARHGAP35	CD44	DDX3X	FANCA	GNAQ	IL7R	MAX	NRG1	POLE	RHOA	SPTA1	UGT1A1	STK11	
ARID1A	CD58	DDX41	FANCC	GNAS	ING1	MC1R	NSD1	POLQ	RICTOR	SRC	UVRAG	TP53	
ARID1B	CD70	DDX5	FANCD2	GPC3	INHHA	MCL1	NT5C2	POT1	RIT1	SRSF2	VEGFA		
ARID2	CD74	DEFB134	FANCE	GPS2	INHBA	MDC1	NTHL1	PPARG	RNASEL	STAG1	VHL		
ARID5B	CD79A	DHX15	FANCF	GRB2	INPP4A	MDM2	NTRK1	PPM1D	RNF43	STAG2	VTCN1		
ASXL1	CD79B	DHX9	FANCG	GREM1	INPP4B	MDM4	NTRK2	PPP2R1A	ROS1	STAT1	WHSC1		
ASXL2	CDC73	DICER1	FANCI	GRIN2A	INSR	MECOM	NTRK3	PPP2R2A	RPL22	STAT3	WHSC1L1		
ATM	CDH1	DIS3	FANCL	GRM3	IRF1	MED12	NUP93	PPP4R2	RPL5	STAT4	WISP3		
ATR	CDK12	DIS3L2	FANCM	GSK3B	IRF2	MEF2B	NUTM1	PPP6C	RPS6KA4	STAT5A	WRN		
ATRX	CDK2	DLX1	FAS	H3F3A	IRF4	MEN1	P2RY8	PRAME	RPS6KB1	STAT5B	WT1		
AURKA	CDK4	DNAJB1	FAT1	H3F3B	IRS1	MERTK	PAK1	PRC1	RPS6KB2	STAT6	XBP1		
AURKB	CDK6	DNMT1	FBXO11	H3F3C	IRS2	MET	PAK3	PRDM1	RPTOR	STK11	XIAP		
AURKC	CDK7	DNMT3A	FBXW7	HDAC1	JAK1	MGA	PAK7	PREX2	RRM1	STK40	XP01		
AXIN1	CDK8	DNMT3B	FGF1	HGF	JAK2	MGMT	PALB2	PRKARIA	RSP02	SUFU	XRCC2		
AXIN2	CDKN1A	DOT1L	FGF10	HIF1A	JAK3	MITF	PARK2	PRKCI	RUNX1	SUZ12	YAP1		
AXL	CDKN1B	DPYD	FGF12	HIST1H1C	JUN	MKNK1	PARP1	PRKDC	RUNX1T1	SYK	YES1		
B2M	CDKN1C	E2F3	FGF14	HIST1H2BD	KAT6A	MLH1	PARP2	PRSS1	RXRA	TAF1	ZBTB2		
BAP1	CDKN2A	EED	FGF19	HIST1H3A	KDM5A	MLL3	PARP3	PRSS8	RYBP	TAF3	ZBTB7A		
BARD1	CDKN2B	EGFL7	FGF2	HIST1H3B	KDM5C	MPL	PAX3	PSIP1	SDC4	TAP1	ZFH3		
BBC3	CDKN2C	EGFR	FGF23	HIST1H3C	KDM6A	MRE11A	PAX5	PSMA1	SDHA	TAP2	ZFP36L1		
BCL10	CEBPA	EIF1AX	FGF3	HIST1H3D	KDR	MSH2	PAX7	PSMB5	SDHAF2	TAPBP	ZMYM2		
BCL2	CENPA	EIF4A2	FGF4	HIST1H3E	KEAP1	MSH3	PAX8	PSMD1	SDHB	TBL1XR1	ZMYM3		
BCL2L1	CFTR	EIF4E	FGF5	HIST1H3F	KEL	MSH6	PBRM1	PSMG2	SDHC	TBX3	ZNF217		
BCL2L11	CHD2	ELAC2	FGF6	HIST1H3G	KIAA1549	MST1	PCBP1	PTCH1	SDHD	TCEB1	ZNF703		
BCL2L2	CHD4	ELF3	FGF7	HIST1H3H	KIF5B	MST1R	PDCD1	PTEN	SERPINB3	TCF12	ZNF750		
BCL6	CHD8	EML4	FGF8	HIST1H3I	KIT	MTAP	PDCD1LG2	PTK2	SERPINB4	TCF3	ZRSR2		
BCOR	CHEK1	EP300	FGF9	HIST1H3J	KLF2	MTOR	PDGFRA	PTPN11	SETBP1	TCF7L2			
BCORL1	CHEK2	EPCAM	FGFR1	HIST2H3C	KLF4	MUTYH	PDGFRB	PTPRD	SETD2	TEK			
BCR	CIC	EPHA2	FGFR2	HIST2H3D	KLHL6	MYB	PDK1	PTPRO	SF3B1	TERC			
BIRC2	CIITA	EPHA3	FGFR3	HIST3H3	KMT2A	MYC	PDPK1	PTPRS	SGK1	TERT			
BIRC3	CKS1B	EPHA5	FGFR4	HLA, A	KMT2B	MYCL	PGR	PTPRT	SH2B3	TET1			
BLM	COL17A1	EPHA7	FH	HLA, B	KMT2C	MYCN	PHF6	QKI	SH2D1A	TFE3			
BMPRIA	CPA1	EPHB1	FLCN	HLA, C	KMT2D	MYD88	SHQ1	QSER1	SIN3A	TFEB			

Table 2. Gene content (RNA) in the SureSelect Cancer CGP Assay

Fusion Genes									
ABL1	BRCA1	EML4	ETV6	FLT1	MAML2	MYB	NTRK3	PKN1	RPS6KB1
AKT3	BRCA2	ERBB2	EWSR1	FLT3	MAST1	MYC	NUMBL	PPARG	RSP02
ALK	BRD3	ERG	FGFR1	INSR	MAST2	NOTCH1	NUTM1	PRKCA	RSP03
AR	BRD4	ESR1	FGFR2	JAK2	MET	NOTCH2	PAX3	PRKCB	TERT
ARHGAP26	CDK4	ETS1	FGFR3	KDR	MLL3	NOTCH3	PAX7	RAF1	TFE3
AXL	CIC	ETV1	FGFR4	KIF5B	MSH2	NRG1	PDGFRA	RELA	TFEB
BCL2	CSF1R	ETV4	FGFR	KIT	MSMB	NTRK1	PDGFRB	RET	THADA
BRAF	EGFR	ETV5	FLI1	KMT2A	MUSK	NTRK2	PIK3CA	ROS1	TPRSS2

Ordering information

Complete kits			
Product description	16 Rxns	96 Rxns	96 Rxns Auto*
SureSelect Cancer CGP Assay Starter Kit , (16)	G9965A	—	—
SureSelect Cancer CGP Assay DNA+RNA Kit	—	G9966A	G9966B
SureSelect Cancer CGP Assay DNA Kit	G9967A	G9967B	G9967C
SureSelect Cancer CGP Assay RNA Kit	G9968A	G9968B	G9968C

Probes only			
Product description	16 Rxns	96 Rxns	96 Rxns Auto*
SureSelect Cancer CGP Assay Probes, DNA+RNA	5191-6990	5191-6991	5191-6992
SureSelect Cancer CGP Assay Probe, DNA	5280-0035	5280-0036	5280-0037
SureSelect Cancer CGP Assay Probe, RNA	5191-6996	5191-6997	5191-6998

Compatible with automation on Magnis NGS Prep System			
Product description	16 Rxns	96 Rxns	
Magnis SureSelect Cancer CGP XT HS2 DNA Kit	G9777A	G9777B	
Magnis SureSelect Cancer CGP XT HS2 RNA Kit	G9777C	G9777D	

Compatible software	
Product description	
Alissa Interpret	Contact Sales

*Compatible with the automated Agilent Bravo NGS Workstation.

Learn more:

www.agilent.com

Buy online:

www.agilent.com/store

U.S. and Canada

1-800-227-9770

agilent_inquiries@agilent.com

Europe

info_agilent@agilent.com

Asia Pacific

inquiry_lsca@agilent.com

All products mentioned in this brochure are "For Research Use Only. Not for use in diagnostic procedures", except for the following:

- Alissa Interpret is a Class I Exempt Medical Device in the US, a CEIVD in the EU and a Class I IVD in Canada and Australia.

PR7001-0505

This information is subject to change without notice.

© Agilent Technologies, Inc. 2023
Published in the USA, March 1, 2023
5994-5801EN

